

Carriere® Motion™ Elastics Protocols



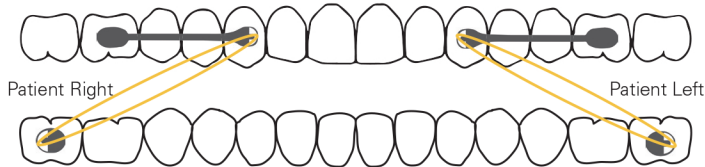
Elastics Protocol for Class II Cases

An elastic will run from upper arch to the lower 7. If the lower 7 is not available, run the elastic from the upper arch to the lower 6.

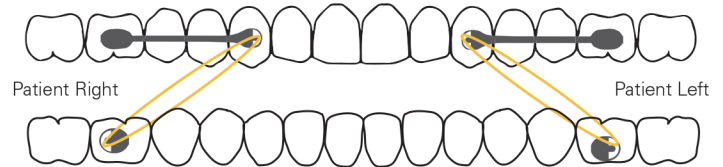
Standard Protocol

- 1st Month: Force 1 elastics (6 oz, $\frac{1}{4}$ ")
- After 1st Month: Force 2 elastics (8 oz, $\frac{3}{16}$ ") thereafter

Motion Upper 3 to 6 with Tube on Lower 7



Motion Upper 3 to 6 with Tube on Lower 6

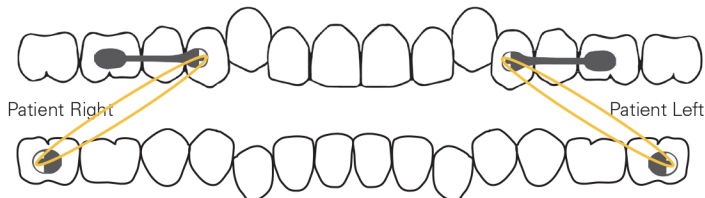


Blocked-Out Canine Protocol

Due to blocked-out, high, or buccally-displaced cuspids.

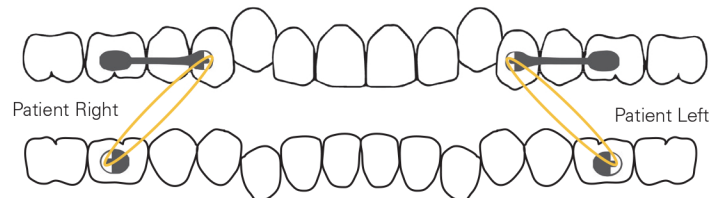
Motion Upper 4 to 6 with Tube on Lower 7

- 1st Month: Force 1 elastics (6 oz, $\frac{1}{4}$ ")
- After 1st Month: Force 2 elastics (8 oz, $\frac{3}{16}$ ") thereafter



Motion Upper 4 to 6 with Tube on Lower 6

- 1st Month and thereafter: Force 2 elastics (8 oz, $\frac{3}{16}$ ")

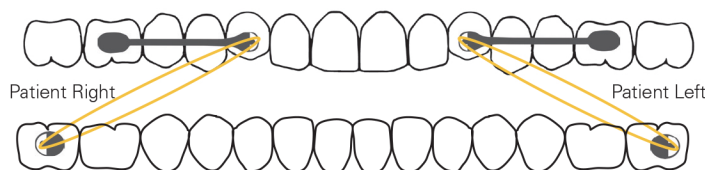


Mixed Dentition Protocol With Deciduous Canine

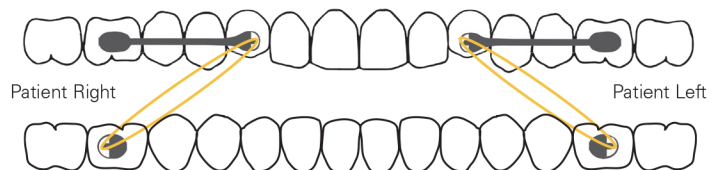
$\frac{2}{3}$ of deciduous canine's root must be available.

- 1st and 2nd Months: 2 oz, $\frac{1}{4}$ "
- 3rd and 4th Months: 4 oz, $\frac{1}{4}$ "
- 5th and 6th Months: 4 oz, $\frac{1}{4}$ " OR 6 oz, $\frac{1}{4}$ " at doctor's discretion

Motion From Deciduous Canine With Tube on Lower 7



Motion From Deciduous Canine With Tube on Lower 6



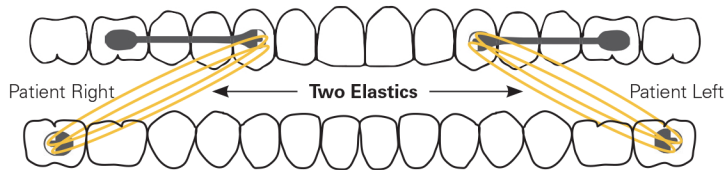
Adult Patients With High-Bone Density

If there is no movement after three months following the standard protocol in Class II, Division II, high-bone density patients, boost the case by doing the following:

Motion 3 to 6 with Tube on Lower 7

1st Month-Night: double up Force 1 and Force 2 elastics (6 oz, $\frac{1}{4}$ " & 8 oz, $\frac{3}{16}$ ")

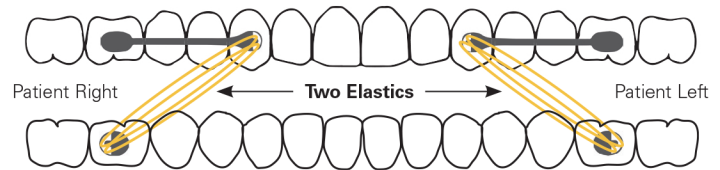
- 1st Month-Day: single wear of Force 2 elastics (8 oz, $\frac{3}{16}$ ")
- 2nd Month and thereafter: revert to single wear of Force 2 elastics (8 oz, $\frac{3}{16}$ ") to finish



Motion 3 to 6 with Tube on Lower 6

1st Month: double up Force 2 elastics (8 oz, $\frac{3}{16}$ ") at night

- 2nd Month and thereafter: revert to single wear of Force 2 elastics (8 oz, $\frac{3}{16}$ ")



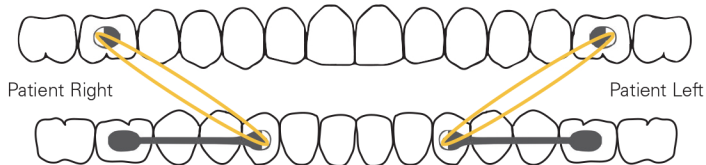
Elastics Protocol for Class III Cases

Standard Protocol

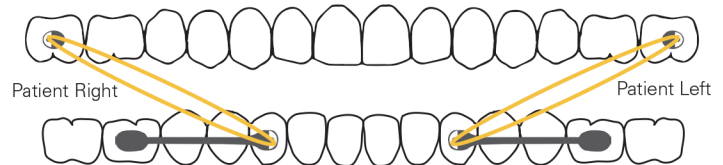
Elastic will run from the lower cuspid to upper molar.

- Use 6 oz, $\frac{1}{4}$ " (Force 1) elastic throughout the treatment

Motion Lower 3 to 6 with Tube on Upper 6



Motion Lower 3 to 6 with Tube on Upper 7

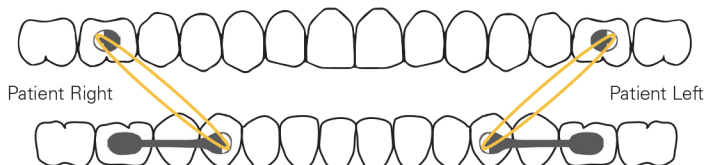


"Shorty" Cases Protocol

Elastic will run from 1st Lower Bicuspid to upper 1st or 2nd molar.

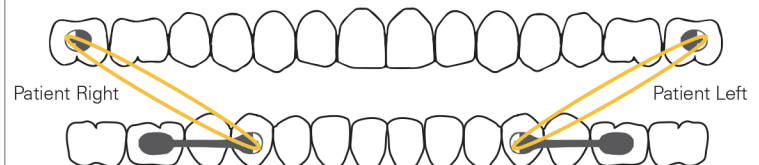
Motion Lower 4 to 6 with Tube on Upper 6

- Use 8 oz, $\frac{3}{16}$ " (Force 2) elastic throughout the treatment



Motion Lower 4 to 6 with Tube on Upper 7

- Use 6 oz, $\frac{1}{4}$ " (Force 1) elastic throughout the treatment



P: 1300 ORDERZ (673 379)

E: sales@naol.com.au

FORTUNE
WORLD'S MOST
ADMIRED
COMPANIES

